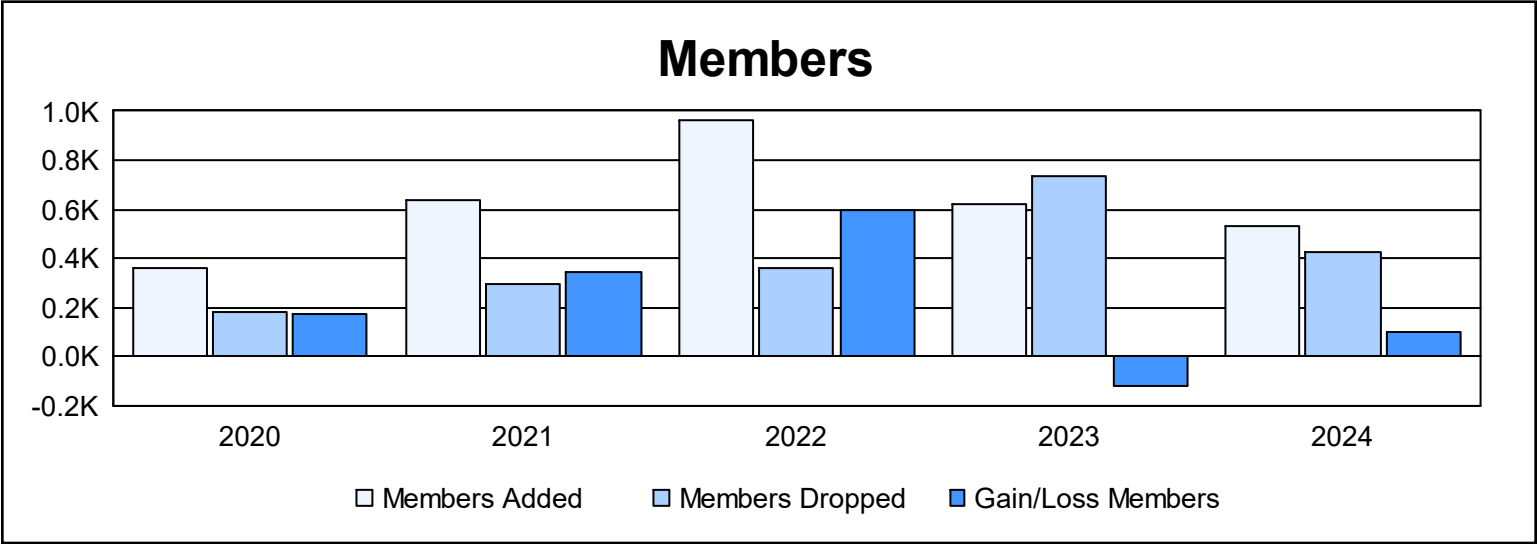
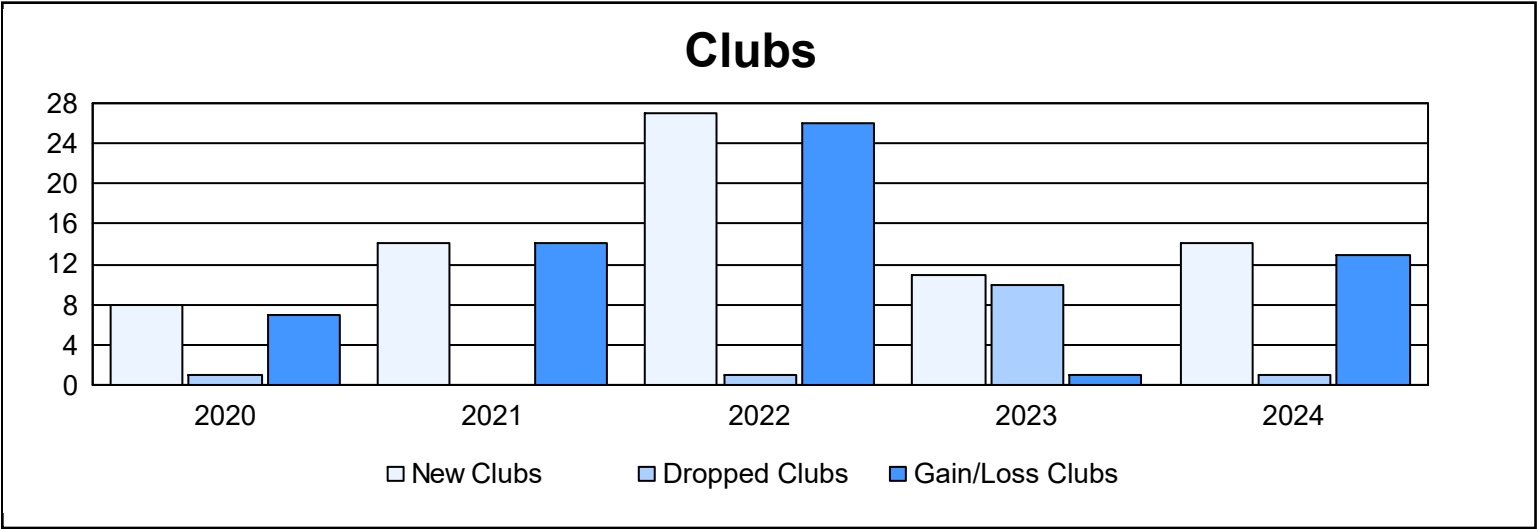
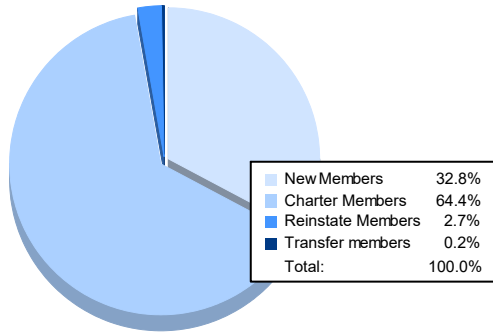


| Year      | New Clubs | Dropped Clubs | Gain/ Loss Clubs | New Members | Charter Members | Reinstate Members | Transfer Members | Total Member Added | Total Members Dropped | Gain/ Loss Members |
|-----------|-----------|---------------|------------------|-------------|-----------------|-------------------|------------------|--------------------|-----------------------|--------------------|
| 2019-2020 | 8         | 1             | 7                | 135         | 204             | 16                | 4                | 359                | 185                   | 174                |
| 2020-2021 | 14        | 0             | 14               | 233         | 376             | 29                | 3                | 641                | 296                   | 345                |
| 2021-2022 | 27        | 1             | 26               | 328         | 628             | 3                 | 0                | 959                | 361                   | 598                |
| 2022-2023 | 11        | 10            | 1                | 288         | 293             | 33                | 5                | 619                | 739                   | -120               |
| 2023-2024 | 14        | 1             | 13               | 173         | 340             | 14                | 1                | 528                | 425                   | 103                |
| Average   | 15        | 3             | 12               | 231         | 368             | 19                | 3                | 621                | 401                   | 220                |





### Membership Composition June 2024 Cumulative



### Gender Composition June 2024 Cumulative

